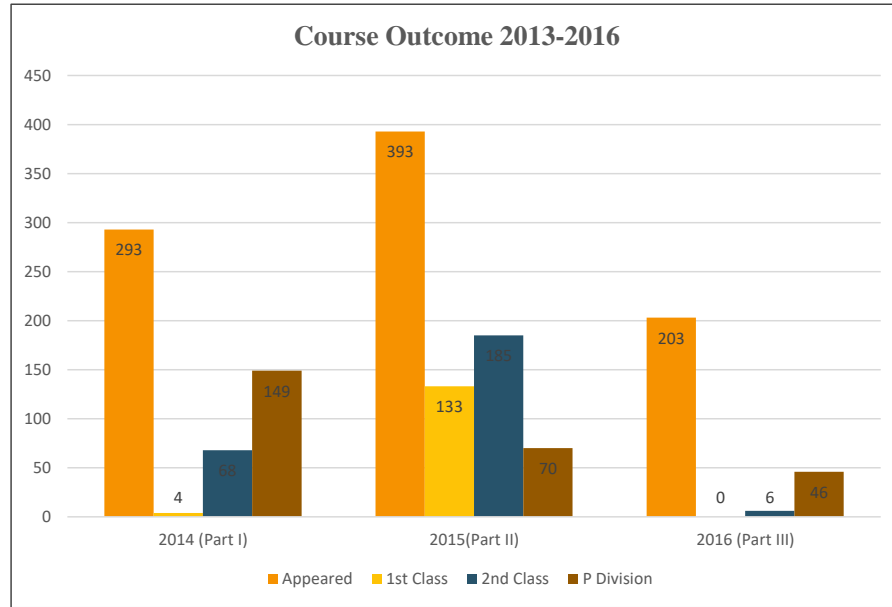
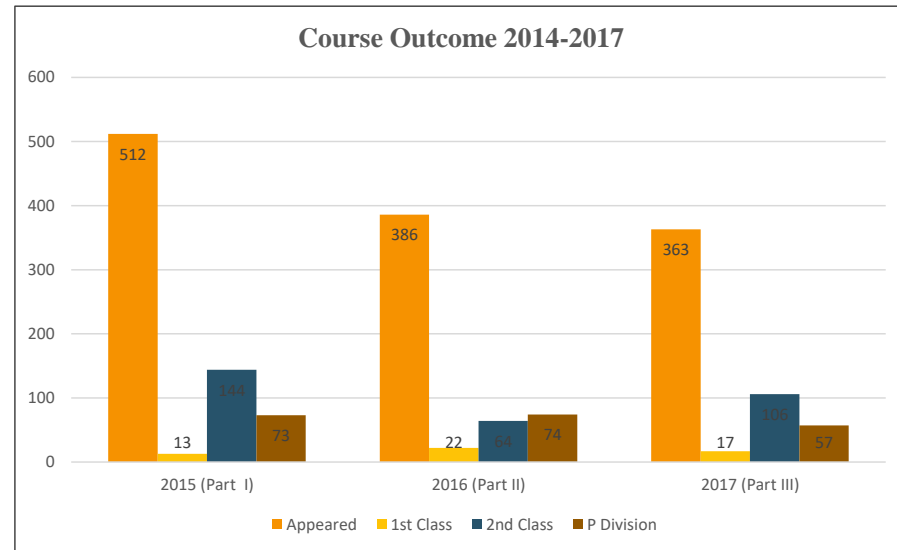


Course Outcome Analysis Year by Year

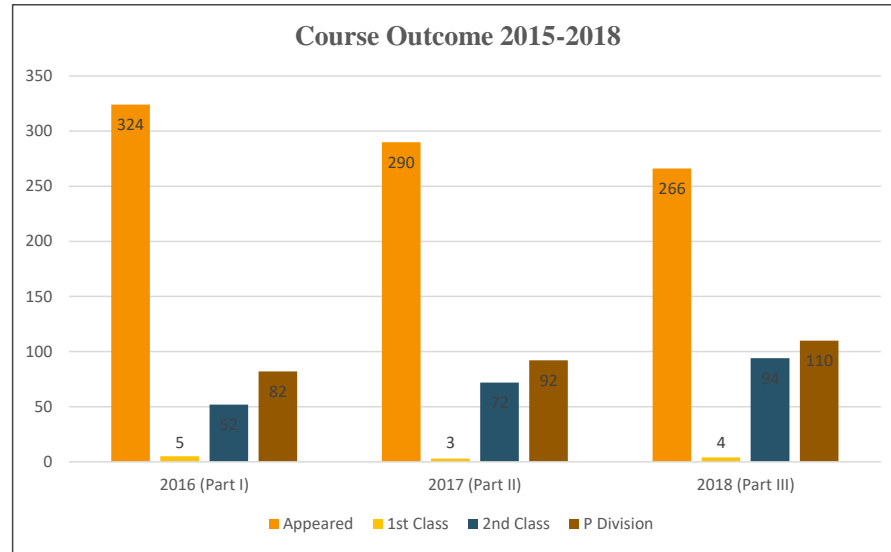
Course Outcome 2013-2016					
Year	Registered Candidate	Appeared	1st Class	2nd Class	P Division
2014 (Part I)	494	293	4	68	149
2015(Part II)	494	393	133	185	70
2016 (Part III)	494	203	0	6	46



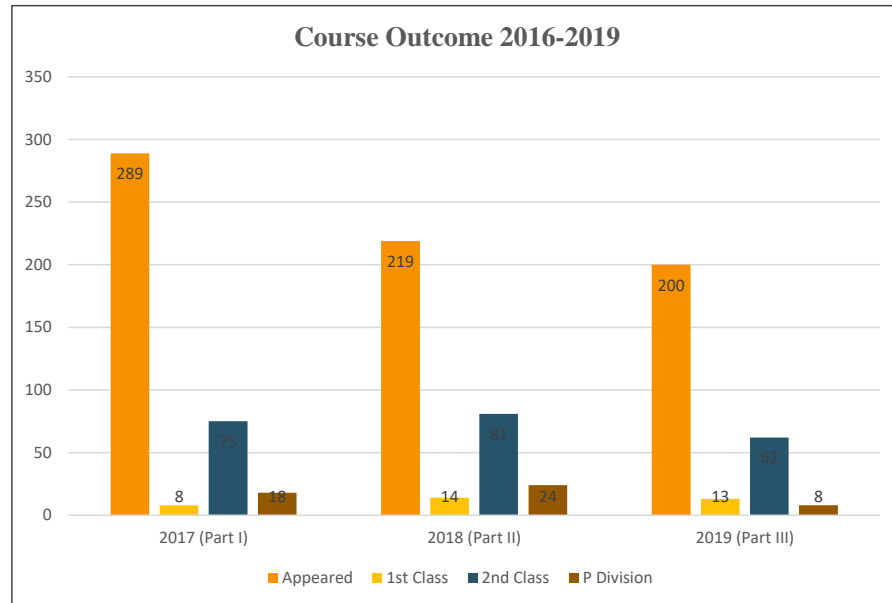
Course Outcome 2014-2017					
Year	Registered Candidate	Appeared	1st Class	2nd Class	P Division
2015 (Part I)	518	512	13	144	73
2016 (Part II)	518	386	22	64	74
2017 (Part III)	518	363	17	106	57



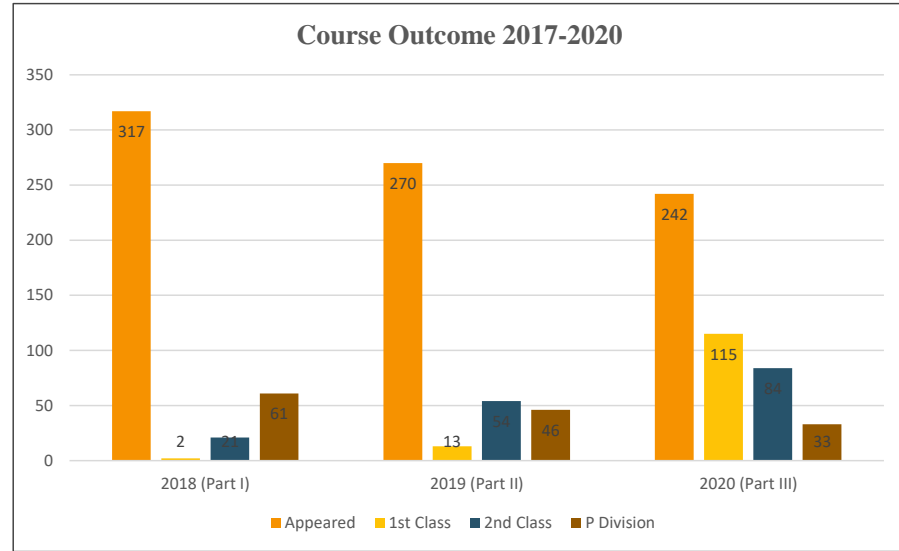
Course Outcome 2015-2018					
Year	Registered Candidate	Appeared	1st Class	2nd Class	P Division
2016 (Part I)	375	324	5	52	82
2017 (Part II)	375	290	3	72	92
2018 (Part III)	375	266	4	94	110



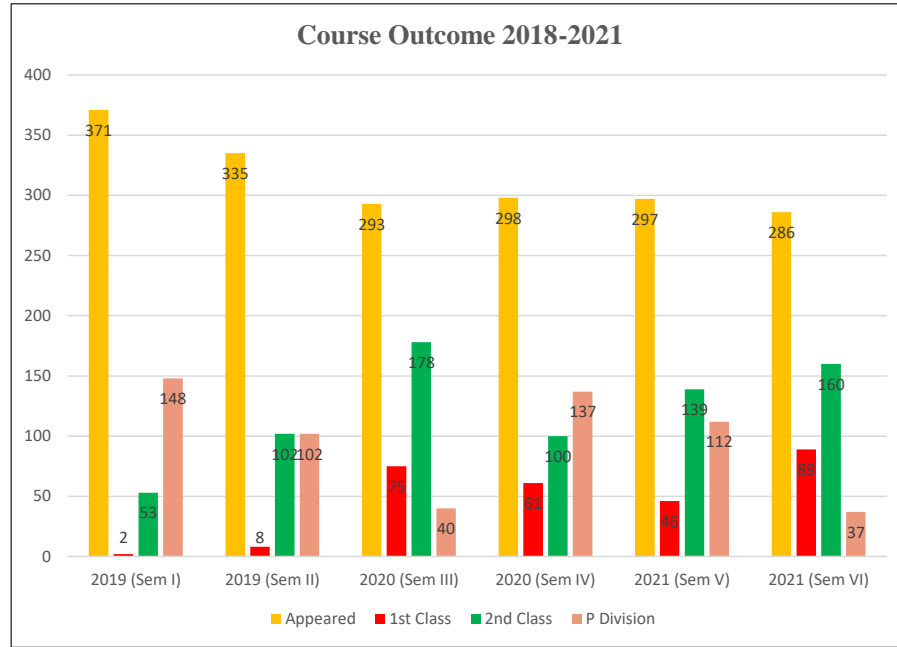
Course Outcome 2016-2019					
Year	Registered Candidate	Appeared	1st Class	2nd Class	P Division
2017 (Part I)	343	289	8	75	18
2018 (Part II)	343	219	14	81	24
2019 (Part III)	343	200	13	62	8



Course Outcome 2017-2020					
Year	Registered Candidate	Appeared	1st Class	2nd Class	P Division
2018 (Part I)	378	317	2	21	61
2019 (Part II)	378	270	13	54	46
2020 (Part III)	378	242	115	84	33



Course Outcome 2018-2021					
Year	Registered Candidate	Appeared	1st Class	2nd Class	P Division
2019 (Sem I)	486	371	2	53	148
2019 (Sem II)	486	335	8	102	102
2020 (Sem III)	486	293	75	178	40
2020 (Sem IV)	486	298	61	100	137
2021 (Sem V)	486	297	46	139	112
2021 (Sem VI)	486	286	89	160	37



Course Outcome 2019-2022					
Year	Registered Candidate	Appeared	1st Class	2nd Class	P Division
2020 (Sem I)	563	500	0	25	118
2020 (Sem II)	563	421	249	163	5
2021(Sem III)	563	546	51	368	116
2021 (Sem IV)	563	404	242	155	3
2022 (Sem V)	563	404	207	180	11
2022 (Sem VI)	563	389	121	265	2

